



# PRIVACY FENCE




Worcester




Caroline




Wicomico\*




Wicomico PR\*




Arundel\*




\*Talbot\*




\*Worcester\*



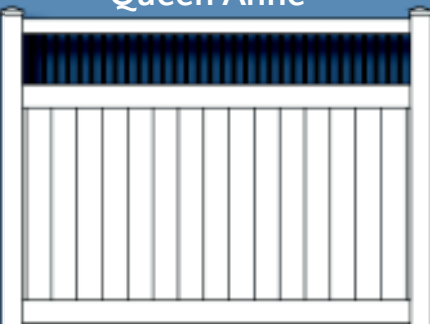
\*Queen Anne\*




\*Sussex\*



\*Ridgewell\*



Prince George



Sacramento



Caroline

## CHOOSE YOUR POCKET RAIL

1 3/4" x 5 1/2" Deco Rail comes standard with Aluminum reinforced Bottom Rail in all Colors

2" x 7" Ribbed Bottom Rail comes standard with no Aluminum reinforcement in White (Almond & Khaki are reinforced)

## Privacy Specifications



1 3/4" x 5 1/2" Deco



2" x 7" Rail

## TONGUE & GROOVE PICKETS

7/8" x 6" Tongue & Groove Pickets offer complete Privacy

7/8" x 6" Tongue & Groove

7/8" x 6" Tongue & Groove

## \*ACCENT PICKETS\*

\*7/8" x 1 1/2" Pickets come standard with 1 3/4" x 5 1/2" Deco Rail,

1 1/2" x 1 1/2" Pickets come standard with 2" x 7" Rail\*

All Accent Pickets have 2" spacing



7/8" x 1 1/2" Picket



1 1/2" x 1 1/2" Picket

STYLE	PICKETS	RAILS	ACCENT	HEIGHTS	WIDTHS	COLORS
Caroline	7/8" x 6" Tongue & Groove	Pocket	N/A	36", 48", 60", 72" (84", 96" has Mid-Rail)	6' & 8'	White, Almond, & Khaki
Wicomico*	7/8" x 6" Tongue & Groove	2" x 3 1/2" Top Pocket Middle, & Bottom	Traditional Lattice with 2 3/4" Opening	36", 48", 60", 72", 84", 96"	6' & 8'	White, Almond, & Khaki
Wicomico-PR*	7/8" x 6" Tongue & Groove	2" x 3 1/2" Top Pocket Middle, & Bottom	Privacy Lattice with 1" Opening	36", 48", 60", 72", 84", 96"	6' & 8'	White, Almond, & Khaki
Arundel*	7/8" x 6" Tongue & Groove	2" x 3 1/2" Top Pocket Middle, & Bottom	White Square Lattice with 1 3/4" Opening	36", 48", 60", 72", 84", 96"	6' & 8'	White Only
*Talbot*	7/8" x 6" Tongue & Groove	2" x 3 1/2" Top Pocket Middle, & Bottom	*Closed Top Accent Picket*	36", 48", 60", 72", 84", 96"	6' & 8'	White, Almond, & Khaki
*Worcester*	7/8" x 6" Tongue & Groove	2" x 3 1/2" Top Pocket Middle, & Bottom	*Open Spear Top Accent Picket*	36", 48", 60", 72", 84", 96"	6' & 8'	White, Almond, & Khaki
*Queen Anne*	7/8" x 6" Tongue & Groove	2" x 3 1/2" Top Pocket Middle, & Bottom	*Open Spear Scalloped Top Accent Picket*	36", 48", 60", 72", 84", 96"	6' & 8'	White, Almond, & Khaki
*Sussex*	7/8" x 6" Tongue & Groove	2" x 3 1/2" Top Pocket Middle, & Bottom	*Open Spear Stepped Top Accent Picket*	36", 48", 60", 72", 84", 96"	6' & 8'	White, Almond, & Khaki
*Ridgewell*	7/8" x 6" Tongue & Groove	2" x 3 1/2" Top Pocket Middle, & Bottom	*Open Spear Arched Top Accent Picket*	36", 48", 60", 72", 84", 96"	6' & 8'	White, Almond, & Khaki
Prince George	7/8" x 6" Tongue & Groove	2" x 3 1/2" Top Pocket Middle, & Bottom	Closed Top with 3/4" Aluminum Balusters	48", 60", 72"	6' & 8'	White, Almond, & Khaki
Sacramento	Horizontal Slats	Pocket	N/A	36", 48", 60", 72", 84", 96"	6' & 8'	White, Almond, & Khaki

*For more Lattice information, please see page 30\**



Two Tone Almond Wicomico PR



Khaki Sacramento